

Ultra-Matic® 2" Bolted Metallic Pumps

with Optional Horizontal Porting

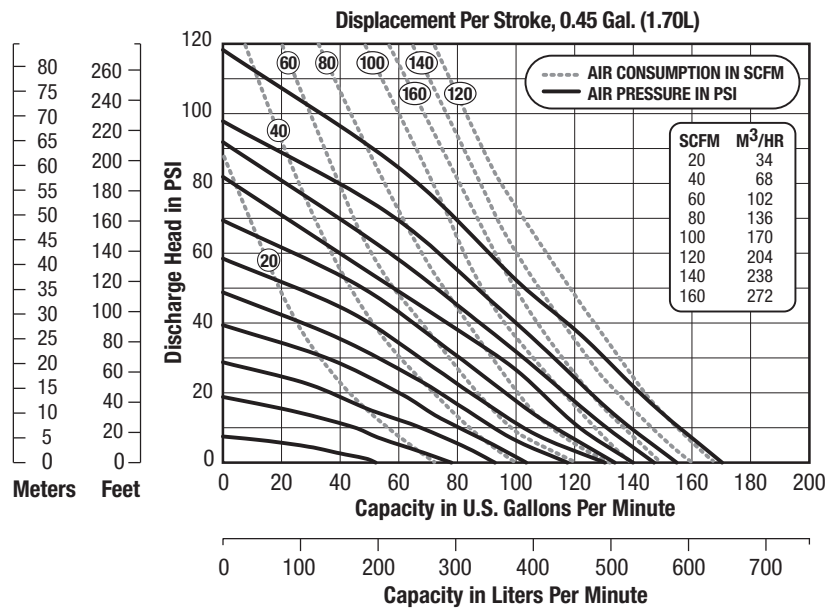
U2

Specifications

	English	Metric
Flow rate		
adjustable to	0-170 gpm	0-644 lpm
Port size		
Inlet and Outlet	2" ANSI/DIN #50 Flange	
Air inlet	0.50" NPTF	
Air exhaust	0.75" NPTF	
Suction lift* (dry)		
Rubber	20'	6.10 m
PTFE	10'	3.05 m
Max. particle size		
Diameter	0.25"	6 mm
Shipping weight		
Cast Iron	115 lbs	52 kg
Hastelloy C	123 lbs	56 kg
Stainless Steel	115 lbs	52 kg



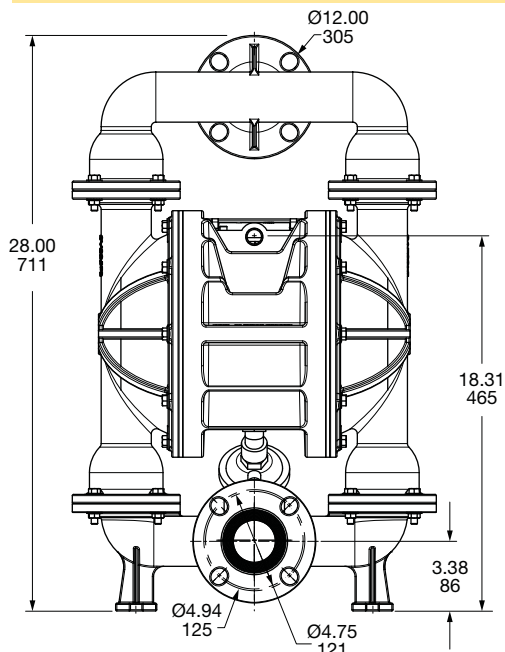
Performance



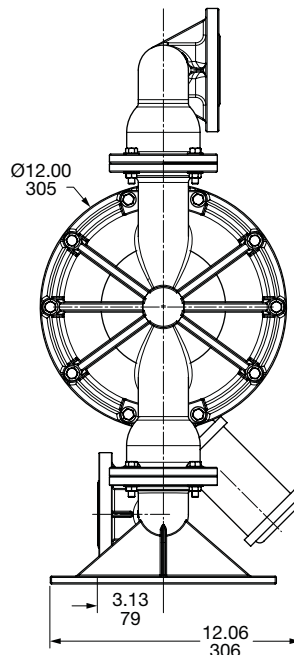
NOTE: For U2 pumps fitted with PTFE diaphragms, reduce water discharge figures by 20%. Suction lift is reduced to 10' (3.05m) dry and 20' (6.10m) wet.

CAUTION: Do not exceed 125 psig (8.5 bars) air supply or liquid pressure.

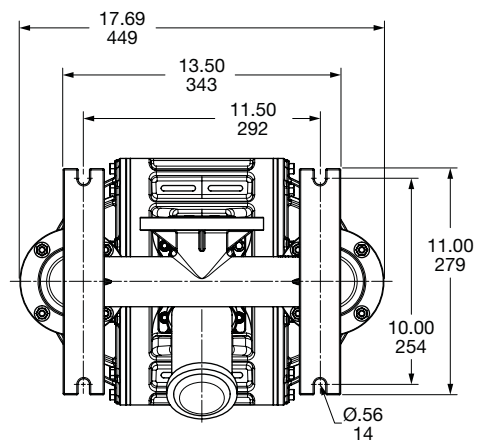
Dimensions



FRONT VIEW



SIDE VIEW



Inches [mm]

BOTTOM VIEW

Consult factory for certified drawings.